

Fall in Love with Color!



Before

4 X 6
Vertical
Photo works
best

After

4 X 6
Vertical
Photo works
best

Smoke & Fire



EYES: Sweep **Stone mineral eye color** from the lashlines to the creases. Line top and bottom lashlines with **Jet Black gel eyeliner** and wing out. Smudge **Coal mineral eye color** along top and bottom lashlines to “smoke out” and shape the gel eyeliner. Draw a thin line along top and bottom lashlines with **MK Black eyeliner** to add just the right amount of structure for a seductive gaze. Finish by brushing **Moonstone mineral eye color** onto the brow bones and the inner corners of the eyes. Apply **Black Lash Intensity® Mascara**.

CHEEKS: Sweep **Golden Copper mineral cheek color** onto cheekbones.

LIPS: Perfect lip line with **NEW Medium Nude lip liner**, then finish with **Rich Truffle gel semi-matte lipstick**.

MODEL NAME _____

OCCUPATION _____

PHONE NUMBER: Home _____

Work _____

Cell _____

BEST TIME TO CALL _____

Email _____

HAIR COLOR _____ EYE COLOR _____

SKIN TYPE: combination oily dry

MY FAVORITE MARY KAY PRODUCTS

1. _____ 2. _____

3. _____ 4. _____

5. _____ 6. _____

7. _____ 8. _____

9. _____ 10. _____

Before

4 X 6
Vertical
Photo works
best

After

4 X 6
Vertical
Photo works
best

MODEL NAME _____
OCCUPATION _____
PHONE NUMBER: Home _____
Work _____
Cell _____

BEST TIME TO CALL _____

Email _____


HAIR COLOR _____ EYE COLOR _____

SKIN TYPE: combination oily dry

MY FAVORITE MARY KAY PRODUCTS

1. _____
2. _____
3. _____
4. _____
5. _____
6. _____
7. _____
8. _____
9. _____
10. _____

Super Natural



EYES: Sweep **Spun Silk mineral eye color** onto brow bones. Apply **Driftwood mineral eye color** over entire lids, then layer with Lime mineral eye color. Create outer "Vs" using **French Roast mineral eye color**. Use **MK Deep Brown eyeliner** on upper and lower lashlines, then apply **Lash Intensity® Mascara**.

CHEEKS: Sweep **Golden Copper mineral cheek color** just beneath the cheekbones.

LIPS: Apply **NEW Light Nude lip liner**, then **NEW Rich Truffle gel semi-matte lipstick**.


Before

4 X 6
Vertical
Photo works
best

After

4 X 6
Vertical
Photo works
best

True-Blue Glamour



EYES: Using the **NEW Rock the Runway eye color palette†**, sweep the Gold shade up to the creases, including the corners of the eyes. Apply the Blue color to the creases and along the lower lashlines, and blend the Navy shade along the top lashlines, outer corners and lower lashes to create depth. Apply two coats of **Mary Kay® Ultimate Mascara™ in Black**.

CHEEKS: Sweep on **Sunny Spice mineral cheek color**.

LIPS: Line lips with **NEW Light Nude lip liner**, then finish with **Subtly You True Dimensions® Sheer Lipstick**.

MODEL NAME _____

OCCUPATION _____

PHONE NUMBER: Home _____

Work _____

Cell _____

BEST TIME TO CALL _____

Email _____

HAIR COLOR _____ EYE COLOR _____

SKIN TYPE: combination oily dry

MY FAVORITE MARY KAY PRODUCTS

1. _____ 2. _____

3. _____ 4. _____

5. _____ 6. _____

7. _____ 8. _____


9. _____ 10. _____

Before

4 X 6
Vertical
Photo works
best

After

4 X 6
Vertical
Photo works
best



Red Alert

MODEL NAME _____

OCCUPATION _____

PHONE NUMBER: Home _____

Work _____

Cell _____

BEST TIME TO CALL _____

Email _____

HAIR COLOR _____ EYE COLOR _____

SKIN TYPE: combination oily dry

MY FAVORITE MARY KAY PRODUCTS

- | | |
|----------|-----------|
| 1. _____ | 2. _____ |
| 3. _____ | 4. _____ |
| 5. _____ | 6. _____ |
| 7. _____ | 8. _____ |
| 9. _____ | 10. _____ |

EYES: Highlight brow bones with Spun Silk mineral eye color. Line upper lashes with MK Black eyeliner, then draw a subtle wing at the outer corners. Lengthen outer "V" of eyelid with Espresso mineral eye color, "smoking out" the wing created with the liner. Apply Mary Kay® Ultimate Mascara™ in Black.

CHEEKS: Sweep **Strawberry Cream mineral cheek color** beneath cheekbones, blending in short, upward strokes.

LIPS: Define the upper bow of the lips with **NEW Red lip liner**, then fill in lips with **NEW Poppy Please gel semi-matte lipstick**. Blot and reapply.

Before

4 X 6
Vertical
Photo works
best

After

4 X 6
Vertical
Photo works
best

EYES: Apply **Crystalline mineral eye color** under eyebrows and into the corners of the eyes to highlight. Next, sweep **Gold Coast mineral eye color** onto eyelids, then apply **French Roast mineral eye color** to creases. Blend. Repeat technique along the lower lashlines. Create outer "Vs" with **Coal mineral eye color** and blend outward. Create wings at the outer corners with **Jet Black gel eyeliner**, gently flicking upward. **Sweep Black Lash Intensity® Mascara** onto curled lashes

CHEEKS: Apply **Shy Blush mineral cheek color** to the apples of the cheeks, blending upward and outward along the cheekbones.

LIPS: Apply **NEW Light Nude lip liner**, then finish with **Café au Lait lip gloss**. Add an extra dab of gloss to the center of the bottom lip to highlight

BROWS: Fill in brows with **Brunette brow definer pencil**.

Best in Brows



MODEL NAME _____

OCCUPATION _____

PHONE NUMBER: Home _____

Work _____

Cell _____

BEST TIME TO CALL _____

Email _____

HAIR COLOR _____ EYE COLOR _____

SKIN TYPE: combination oily dry

MY FAVORITE MARY KAY PRODUCTS

1. _____ 2. _____

3. _____ 4. _____

5. _____ 6. _____

7. _____ 8. _____

9. _____ 10. _____

Before

4 X 6
Vertical
Photo works
best

After

4 X 6
Vertical
Photo works
best



Classic Chic

MODEL NAME _____

OCCUPATION _____

PHONE NUMBER: Home _____

Work _____

Cell _____

BEST TIME TO CALL _____

Email _____

HAIR COLOR _____ EYE COLOR _____

SKIN TYPE: combination oily dry

MY FAVORITE MARY KAY PRODUCTS

1. _____
2. _____
3. _____
4. _____
5. _____
6. _____
7. _____
8. _____
9. _____
10. _____

EYES: Using the **NEW Rock the Runway eye color palette†**, highlight the inner corners of the eyes with the Gold shade. Apply the Bronze color from the palette from lashlines to creases, and blend with the Gold shade for a subtle shimmer. Add the Bronze color from the **NEW Dramatic Gold gel liner duo†** along top and bottom lashlines. Line upper lashlines with **MK Black eyeliner**. Apply two coats of **Black Lash Intensity® Mascara**.

CHEEKS: Sweep on **Shy Blush mineral cheek color**.

LIPS: Line lips with **NEW Berry lip liner**, then finish with **NEW Crushed Berry gel semi-matte lipstick**